



FERRIS®

2025 PRODUCT CATALOGUE





**PERFORMANCE IS
IN OUR ROOTS**

Over 20 years ago, Ferris set the bar as the first and only manufacturer to integrate suspension into the mowing experience. With racing in our DNA, we understood the positive impact suspension had on speed and control, so we applied it to our mowers. In fact, we first patented our suspension system with Todd Gordon, who went on to be a winning NASCAR crew chief. We revolutionised the commercial cutting landscape and continue to raise the bar with industry-leading suspension.

Our racing inspired, automotive style suspension and integrated cutting decks are engineered to deliver a quality cut faster, allowing you to earn profits and bragging rights. Our suspension is not just a feature or a marketing gimmick, it is a game changer that simply has to be experienced. Others have tried, but there's a difference you can feel only on a Ferris. True suspension changes everything.

EXPERIENCE SUSPENSION.

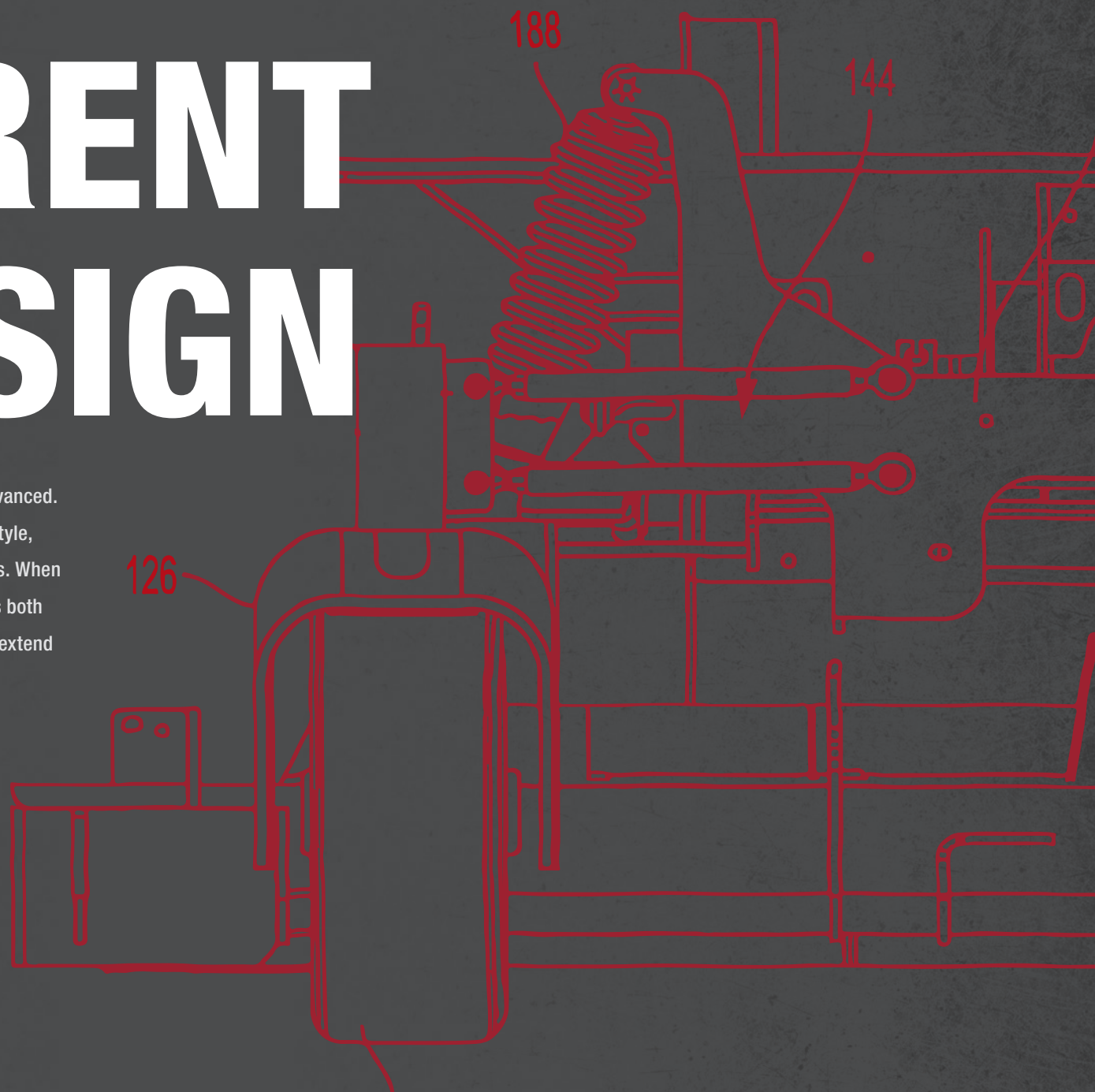


CONTENTS

WHY FERRIS®	04
ZERO TURNS	08
STAND-ONS	20
COLLECTION SYSTEMS	24
ACCESSORIES & ATTACHMENTS	26
SPECIFICATIONS	28

DIFFERENT BY DESIGN

Our ForeFront™ Suspension System is simply the industry's most advanced. It's the latest generation of Ferris suspension, utilising automotive-style, independent front axles, coil-over shocks and innovative control rods. When you put it all together, you get a machine that protects and enhances both equipment and operator. Finally, you can finish your jobs faster, and extend your mower's life span.



FOREFRONT™

SUSPENSION

INDUSTRY-LEADING SUSPENSION TECHNOLOGY

INDEPENDENT FRONT AXLES

+


ISOLATED DECK

+


FOUR STEEL CONTROL RODS

+


COIL-OVER SHOCKS



Automotive technology inspires our suspension, we suspect office chairs inspired others. Beginning with independent suspension, each side of the mower absorbs bumps and holes in the yard without scalping.



Our high performance cutting deck has been engineered specifically to finish your most demanding jobs at higher speeds while maintaining a smooth, consistent, scalp-free cut.



Four steel control rods help keep the castor wheel in an ideal vertical position - virtually eliminating castor wheel chatter. The result, a smooth ride and straight lines. Fast never felt so good.



Coil-over shocks mounted to the axles manage the spring action and create a smooth ride. Each progressive spring is fully adjustable for different operators' weights.

iCDTM+ CUTTING SYSTEM

DELIVERING NEXT-LEVEL PERFORMANCE AND SUPERIOR RESULTS

The new and improved iCDTM+ Cutting System offers better durability, greater efficiency and increased quality of cut for selected Ferris 60" and 72" decks on our commercial mowers. Not only does our exclusive system ensure a smooth, consistent and scalp-free cut, it is engineered to take on, cut and disperse large amounts of grass at speed. Easily handle unforgiving terrain and get that picture perfect cut every time. When you look back, you'll be glad you bought a Ferris.

iCDTM+ FEATURES

- ▶ **REINFORCED ROUNDED TRIM EDGE**
- ▶ **REDESIGNED BAFFLE**
- ▶ **INCREASED BLADE OVERLAP**
- ▶ **WIDER DISCHARGE OPENING**

NEW & IMPROVED

DECK DURABILITY

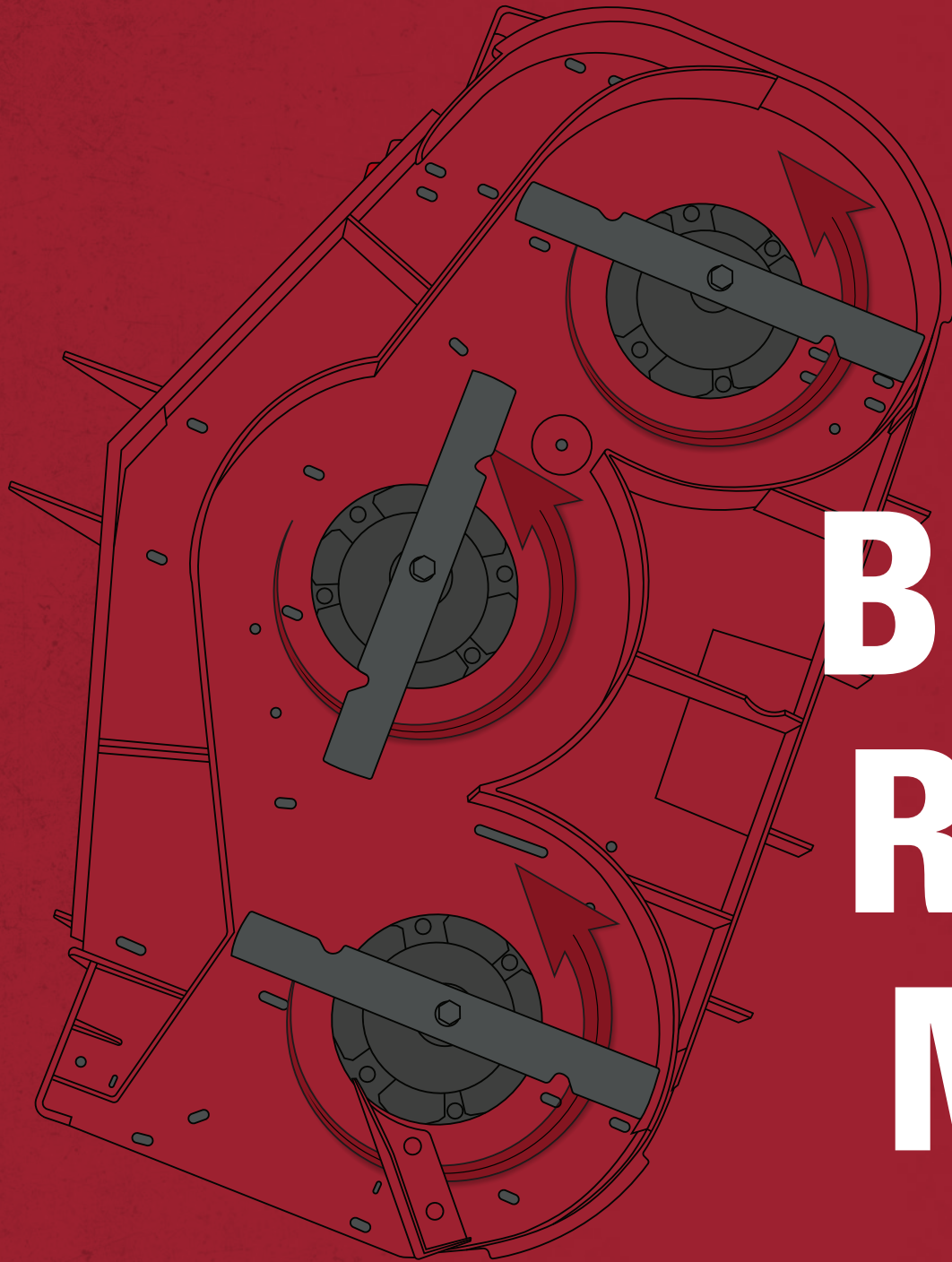
The flat nose design with a reinforced rounded trim edge resists cracks, deflects impact and provides durability in areas that may be more vulnerable. Plus, the anti-scalp wheel is bolted on, not welded - so it can be easily replaced when needed.

MOWING EFFICIENCY

A wider discharge opening reduces grass buildup that causes mowers to bog down while the redesigned baffle increases vacuum for better clipping ejection.

CUT QUALITY

Increased blade overlap and redesigned baffle create maximum vacuum, pulling the grass up, for a premium cut without stragglers.



**BECAUSE
RESULTS
MATTER**



300S

500S

S SERIES

The S series delivers power in a compact size. Designed for small acreage or manoeuvring around intricate landscaping, with suspension for a smooth operation.

3-YEAR LIMITED DOMESTIC USE WARRANTY*

4-YEAR / 300 HOUR LIMITED WARRANTY*

ZERO



IS 600

IS 700

IS® SERIES

End the day feeling good with the IS Series commercially inspired mowers featuring patented suspension technology and powerful engine options. Whether you run a fleet or are a land owner there is a unique solution for you.

2+2 YEAR LIMITED WARRANTY* + 5-YEAR LIMITED SUSPENSION WARRANTY* + 3-YEAR LIMITED BELT WARRANTY*

TURN



ISX 800



ISX 2200



ISX 3300

ISX™ SERIES

Our leadership in suspension technology excels in the industry-leading ForeFront Suspension System. Delivering a premium, cushioned ride that drastically reduces shock to your body, as well as the mower, and enables you to mow faster and get done quicker than ever before. Be in control of your productivity and comfort, without sacrificing cut quality with the Ferris ISX Series.



IS 2600



IS 6200

DIESEL IS® SERIES

Step up to the diesel IS Series for exceptional performance in an industry-leading package. With powerful engine options from CAT® and Yanmar™ there is a reliable diesel solution to answer any challenge. Plus, while they pack a punch for performance, they don't sacrifice comfort with their patented 4-point suspension system, which delivers a comfortable, sustainable ride for less downtime.

2+2 YEAR LIMITED WARRANTY* + 5-YEAR LIMITED SUSPENSION WARRANTY* + 3-YEAR LIMITED BELT WARRANTY*

300S

Now in a compact footprint, the 300S delivers a premium, commercially inspired platform that meets the needs of home owners and land owners alike. As expected with Ferris, the 300S provides suspension technology, serving up speed, cut quality, comfort, and durability.



MODEL	ENGINE OPTIONS	DECK
5902149	Briggs & Stratton® PXi Series™ (23 hp*/724 cc)	42"
5902148	Briggs & Stratton® PXi Series™ (23 hp*/724 cc)	48"
5902147	Briggs & Stratton® PXi Series™ (25 hp*/724 cc)	52"

Available accessories:

Collection systems, mulch kit, LED light kit

▶ COMPACT MANOEUVRABILITY

The combination of a smaller frame and deck size options allows for easy maneuverability in tight spaces or around intricate landscaping

▶ FEATURES WITHIN REACH

You don't have to settle for less. 300S is loaded with commercially inspired components, including the suspension we are known for, delivering a smooth ride and quality cut at faster speeds

Reliable, trusted power

Powered by Briggs & Stratton® PXi Series™ OHV V-Twin, experience smooth power in various turf conditions

Fabricated mowing deck

Durable, fabricated mowing decks provide reliable cutting performance and include anti-scalp wheels

Hydro-Gear® transaxles

Dual transaxles with 7" cooling fans repel debris and provide consistent power
42" & 48" decks: ZT-2200, 52" deck: ZT-2800®

Ground speeds up to 12.8 kph

The suspension and high powered components deliver a high speed mowing experience without sacrificing cut quality

* Power levels are stated gross horsepower at 3600 rpm per SAE J1940 as rated by Briggs & Stratton.

500S

The 500S zero turn mower is packed with essential features to deliver reliable productivity and performance. The differentiating 4-point suspension saves your body from the pains of continuous mowing. Plus, the commercial-like performance and extras like the LED headlight make for a confident mowing experience season after season.



MODEL	ENGINE OPTIONS	DECK
5902182	Briggs & Stratton® CXi Series (25 hp*/724 cc)	48"
5902183	Briggs & Stratton® CXi Series (25 hp*/724 cc)	52"

Available accessories:

Collection systems, mulch kit, trailer hitch kit, service jack

PATENTED SUSPENSION

Equipped with swing-arm rear and pivoting front coil-over shocks means less concern for uneven ground, and more focus on getting work done

COMMERCIAL GRADE POWER

Briggs & Stratton® CXi Series engines are built with the ultimate in dust and particle filtration, an advanced debris management system and a beefed up cylinder block structure

Convenient components

Confidently mow day or dusk with the standard integrated LED headlight, premium mid-back seat, and improved engine protection

Fabricated mowing deck

The fabricated 10-gauge steel mowing deck is durable and provides reliable cutting performance in a variety of conditions

Hydro-Gear transaxles

Dual commercial transaxles with 7" cooling fans repel debris and provide consistent power. All models feature ZT-3100 transaxles

Confident traction

22 inch rear drive tyres and large front castors ensure wheel contact for dependable traction in varying conditions

Ground speeds up to 12.8 kph

The suspension and high powered components deliver a high speed mowing experience without sacrificing cut quality

Foot operated deck lift

Changes cut height in 0.25" increments from 1.5" to 4.5" (38mm-114mm)

* Power levels are stated gross horsepower at 3600 rpm per SAE J1940 as rated by Briggs & Stratton.

IS 600

The IS 600 is a compact zero turn with the productivity and comfort features that landowners and contractors are looking for. Featuring our patented suspension technology, heavy duty Hydro-Gear® ZT-3200™ drive system and speeds up to 16 kph, this mower can tackle tight spaces while providing maximum manoeuvrability and productivity.

MODEL	ENGINE	DECK
5902112	Briggs & Stratton® CXi Series (25 hp*/724 cc)	48"

Available accessories:

Collection systems, mulch kit, trailer hitch kit, flat-free castor tyres, LED light kit, service jack, magnetic deck pin



► **COMMERCIAL GRADE POWER**

Briggs & Stratton CXi Series engines are built with the ultimate in dust and particle filtration, an advanced debris management system, and a beefed up cylinder block structure

► **COMPREHENSIVE WARRANTY***

Coil-over shocks and all suspension-related components are covered for 5 years (60 months), unlimited hours

Patented suspension system

Pivoting front axle plus small shocks and medium rear shocks allow the wheels to follow the ground and improve comfort in a wide variety of conditions

Fabricated 10-gauge steel deck

Double top deck, overlap welded corners and double reinforced side skirts, steel reinforced leading edge

Hydro-Gear ZT-3200 transaxles

Dual commercial transaxles with 7" cooling fans repel debris

Cast aluminium spindles

Greaseable bearings provide a longer usable life

22" turf-friendly rear tyres

Large rear tyres provide increased traction and performance

Ground speeds up to 16 kph

Cover more grass in less time for increased productivity

* Power levels are stated gross horsepower at 3600 rpm per SAE J1940 as rated by Briggs & Stratton.

† See operator's manual or ferrismowers.com.au for complete warranty details. Refer to the engine operator's manual for engine warranty details.

IS 700

Mow more lawn in less time. The IS 700 Series, with a 52" cutting width, features our patented suspension technology, iCD™ Cutting System, heavy duty Hydro-Gear ZT-3200 drive system and speeds up to 16 kph. This mower is full of features to improve the quality of cut and increase productivity and comfort.



MODEL	ENGINE	DECK
5902108	Briggs & Stratton® CXi Series (27 hp*/810 cc)	52" iCD

Available accessories:

Collection systems, mulch kit, trailer hitch kit, flat-free castor tyres, LED light kit, service jack, magnetic deck pin

▶ **PATENTED SUSPENSION SYSTEM**

Pivoting front axle plus small shocks and medium rear shocks allow the wheels to follow the ground and improve comfort in a wide variety of conditions

▶ **STAND-OUT PERFORMANCE**

The well-tuned steering system delivers smooth and confident operation for excellent performance time after time

iCD Cutting System

Specially engineered for the best quality cut and longer component life

Hydro-Gear ZT-3200 transaxles

Dual commercial transaxles with 7" cooling fans to repel debris

Cast aluminium spindles

Greaseable bearings provide a longer usable life

22" turf-friendly rear tyres

Large rear tyres provide increased traction and performance

Ground speeds up to 16 kph

Cover more grass in less time for increased productivity

Capacity of 20.8 Litres of unleaded fuel

* Power levels are stated gross horsepower at 3600 rpm per SAE J1940 as rated by Briggs & Stratton.

ISX 800

The ISX 800 is engineered to increase efficiency and comfort. Combining next-generation engine technology with Ferris' ForeFront Suspension and iCD Cutting System, for a smoother ride and improved cut.



52" Model 5902085 pictured

MODEL	ENGINE	DECK
5902085	Briggs & Stratton® CXi Series EFI-ETC (27 hp*/810 cc)	52" iCD
5902038	Briggs & Stratton® CXi Series EFI-ETC (27 hp*/810 cc)	61" iCD

Available accessories:

Collection systems, mulch kit, trailer hitch kit, flat-free castor tyres, LED light kit, service jack

▶ FOREFRONT SUSPENSION SYSTEM

The patented system utilises medium shocks with four upper and lower control rods that ensure the front castor bearing remains vertical through the full range of travel for an exceptionally smooth ride

▶ EFI-ETC ENGINE TECHNOLOGY

Both models feature the Briggs & Stratton CXi Series engine with Electronic Fuel Injection (EFI) and Electronic Throttle Control (ETC) for reliable starting, improved response and efficiency

iCD Cutting System

Specially engineered for the best quality cut and longer component life

Hydro-Gear ZT-3400 transaxles

Dual commercial transaxles with 7" cooling fans to repel debris

Ground speeds up to 16 kph

Cover more grass in less time for increased productivity

Cast aluminium spindles

Greaseable bearings provide a longer usable life

23" turf-friendly rear tyres

Capacity of 20.8 Litres of unleaded fuel

Product shown with optional accessories and may vary.

* Power levels are stated gross horsepower at 3600 rpm per SAE J1940 as rated by Briggs & Stratton.

ISX 2200



Take productivity and comfort up a notch. The ISX 2200 boasts our most advanced suspension technology – ForeFront Suspension, ensuring operator comfort. The new iCD+ Cutting System delivers unrivaled cut quality and the heavy duty Hydro-Gear ZT-4400™ transaxle drive system provides power and durability to get the job done. The Vanguard Oil Guard system reduces maintenance costs[‡] and increases productivity by allowing you to mow up to 500 hours between oil changes.



MODEL	ENGINE	DECK
5902081	Vanguard® 810cc EFI with Oil Guard™ (28* hp/810 cc)	60" iCD+

Available accessories:

Collection systems, mulch kit, trailer hitch kit, flat-free castor tyres, LED light kit, service jack

▶ FOREFRONT SUSPENSION SYSTEM

The patented system utilises large shocks with four upper and lower control rods that ensure the front castor bearing remains vertical through the full range of travel for an exceptionally smooth ride

▶ PREMIUM SUSPENSION SEAT

Select models feature the premium high-back suspension seat with armrests, adjustable lumbar and back recline

NEW USB Port

USB Type A & C located on the dash panel for easy access and charging. 2.1A x 2 output and moisture rated to IP67

NEW iCD+ Cutting System

Redesigned to deliver next-level performance, increased durability and superior results

Hydro-Gear ZT-4400 transaxles

Dual commercial transaxles with 8.3" cooling fans to repel debris

Cast iron spindles

8" diameter with greaseable bearings for improved durability in demanding conditions

Unleaded fuel capacity of 41.6 Litres

Rugged twin 20.8 litre fuel tank for increased productivity

24" turf-friendly rear tyres

Tapered bumper with built-in tie down points

Provides added engine protection and angled design provides more ground clearance

Product shown with optional accessories and may vary.

* Power levels are stated gross horsepower at 3600 rpm per SAE J1940 as rated by Briggs & Stratton.

‡ Cost savings based on oil maintenance with 100 hour interval versus Oil Guard System 500 hour service interval.



**BECOME
UNSTOPPABLE.**

ISX 3300

Featuring ForeFront Suspension and extra large shocks, the ISX 3300 is the most productive petrol powered zero turn mower in our lineup. Powered by the Vanguard® BIG BLOCK™ with EFI-ETC engine for fuel savings, easy starting and smooth, consistent productivity.



Unit pictured with optional Michelin Tweel tyres fitted

MODEL	ENGINE	DECK
5902068	Vanguard® BIG BLOCK™ EFI-ETC with Oil Guard™ (40 hp*/993 cc)	60" iCD+
5902118 + 5901932	Vanguard® BIG BLOCK™ EFI-ETC with Oil Guard™ (40 hp*/993 cc)	72" Triple

Available accessories:

Collection systems (60"), mulch kit, trailer hitch kit, LED light kit, service jack, Michelin Tweel tyres



▶ FOREFRONT SUSPENSION SYSTEM

The patented system utilises extra large shocks with four upper and lower control rods that ensure the front castor bearing remains vertical through the full range of travel for an exceptionally smooth ride

▶ VANGUARD BIG BLOCK EFI-ETC WITH OIL GUARD

The Vanguard BIG BLOCK EFI-ETC engine with Oil Guard features 40 hp* giving you added cutting performance to excel in thick, dense and wet grass

NEW Triple deck

The all-in-one solution including side discharge, rear discharge and mulching options for optimum flexibility (72" model)

NEW USB Port

USB Type A & C located on the dash panel for easy access and charging. 2.1A x 2 output and moisture rated to IP67

NEW iCD+ Cutting System

Redesigned to deliver next-level performance, increased durability and superior results (60" Model)

Vanguard electronic throttle control (ETC)

This new technology allows the engine to harness all the power that is generated for more consistent blade tip speed

Hydro-Gear ZT-5400 Powertrain® transaxles

Dual commercial transaxles with 9" cooling fans to repel debris

Hercules™ II spindles

Greaseable bearings and heavy duty cast iron construction

Product shown with optional accessories and may vary.

* Power levels are stated gross horsepower at 3600 rpm per SAE J1940 as rated by Briggs & Stratton.

IS 2600

The IS 2600 mower builds on the Ferris zero turn legacy, offering diesel power with premium features and enhanced productivity. Featuring our iCD Cutting System, long-life greaseable cast iron spindles and the patented suspension Ferris is known for, this machine truly performs under the rigours of professional landscaping.



MODEL	ENGINE	DECK
5901934	Yanmar™ Diesel (24 hp [^] /904 cc)	61" iCD

Available accessories:

Mulch kit, trailer hitch kit, flat-free castor tyres, LED light kit, deluxe high-back suspension seat, service jack

▶ EFFICIENT DIESEL POWER

Efficient Yanmar™ 3-cylinder diesel engine provides lasting power in the most demanding of conditions

▶ PATENTED SUSPENSION SYSTEM

Consists of adjustable rear coil-over shocks and independent adjustable front coil-over shocks

iCD Cutting System

Specially engineered for the best quality cut and longer component life

Hydro-Gear ZT-4400™ transaxles

Dual commercial transaxles with 8.3" cooling fans to repel debris

Cast iron spindles

8" diameter with greaseable bearings for improved durability in demanding conditions

24" turf-friendly rear tyres

Commercial grade performance optimises stability and traction

Ground speeds up to 16 kph

Cover more grass in less time for increased productivity

Diesel fuel capacity of 41.6 Litres

Twin rugged 20.8 litre fuel tanks for less downtime to fill up

[^] Power rated by engine manufacturer.

IS 6200



Big jobs need a big mower, and the IS 6200 was purpose-built to tackle challenges with power and efficiency. The 48 hp[^] CAT[®] turbo diesel engine provides dominating power, and the suspension system ensures operator comfort. A 72" cutting width and speeds up to 19.3 kph allow crews to handle municipal and large acreage properties easily.



MODEL	ENGINE	DECK
5902163	CAT [®] Turbo Diesel (48 hp [^] /1700 cc)	72" iCD+

Available accessories:

Mulch kit, flat-free castor tyres, service jack

▶ **CAT TURBO DIESEL ENGINE**

Delivering a top speed of 19.3 kph, this market-separating engine has a life expectancy double that of petrol engines between 4,000 and 5,000 hours and is rated at 48[^] hp (the highest for a zero turn mower in this class)

▶ **DIGITAL MONITORING DISPLAY**

Interactive onboard display maintains and monitors the performance and operation of the mower for peak performance

NEW USB Port

USB Type A & C located on the dash panel for easy access and charging. 2.1A x 2 output and moisture rated to IP67

NEW iCD+ Cutting System

Redesigned to deliver next-level performance, increased durability and superior results

Independent suspension system

Uses rear swing arms and front control arms with large adjustable coil-over shocks to minimise castor chatter and deliver a smooth ride

Hydraulic deck lift

Foot activated hydraulic deck lift system for easy lifting and lowering

Heavy duty clutch & gear box

A hand operated 450 ft lb Warner Electric clutch and a right-angled Curtis[®] gearbox with dual 1" shafts harness more horsepower

Durable hydrostatic drive system

Dual 21cc pumps with 20.6 cu in wheel motors. A large, dedicated external oil cooler services the drive system to maintain performance in all conditions

Product shown with optional accessories and may vary.

[^] Power is rated for 48 gross horsepower at 2800 rpm as rated by CAT.

STAND



SRS Z1



SRS Z2

SRS™ SERIES

Expanding on our zero turn lineup of commercial lawn mowers, the Soft Ride Stand-on (SRS™) Series of stand-on mowers delivers the kind of heightened productivity that has become synonymous with the Ferris brand, in a stand-on machine. Precision engineered for superior maneuverability and balanced stability and traction, the ergonomically designed SRS Z1 and Z2 mowers are loaded with innovative features that live up to Ferris' unwavering commitment to helping you work faster, take on more jobs, and finish the day feeling good.

2+2 YEAR LIMITED WARRANTY[†] + 5-YEAR LIMITED SUSPENSION WARRANTY[†] + 3-YEAR LIMITED BELT WARRANTY[†]

ONS



SRS Z1

Ideal for tight gates and smaller trailers the SRS Z1 offers excellent productivity in a compact frame. True to the Soft Ride Stand-on (SRS) series, the adjustable operator platform on the Z1 features suspension technology, improving operator comfort and performance.

MODEL	ENGINE	DECK
5901943	Kawasaki® FX600V (19 hp**/603 cc)	36" Rear Discharge/Mulching

Available accessories:
LED light kit



► SUSPENSION PLATFORM SYSTEM

The operator platform is suspended by a coil-over shock with five adjustable positions, optimising operator comfort and increasing productivity

► SPEED CONTROL SETTING

The easy locking 3-position speed control setting is conveniently located and requires no tools to facilitate smooth operation in a wide range of conditions

Versatile cutting deck

The 36" rear discharge cutting deck with no side chute allows for easy access through gates. Mulching kit included as standard

Hydro-Gear ZT-3400 transaxles

Dual commercial transaxles with 7" cooling fans with a 3-year limited warranty†

Cast aluminium spindles

Greaseable bearings provide a longer usable life

23" turf-friendly rear tyres

Commercial grade performance optimises stability and traction

Ground speeds up to 12.8 kph

Cover more grass in less time for increased productivity

22 Litre fuel capacity

Fuel tank is centrally located for improved stability and ease of fill-ups

** All power levels are stated gross horsepower per SAE J2723 as rated by Kawasaki.

† See operator's manual or ferrismowers.com.au for complete warranty details. Refer to the engine operator's manual for engine warranty details.

SRS Z2

The SRS Z2 features our adjustable operator platform with suspension technology that optimises operator comfort and increases productivity without sacrificing quality of cut. The superior balance on the Z2 provides excellent stability and maneuverability that exceeds expectations for traction and handling.



MODEL	ENGINE OPTIONS	DECK
5902037	Vanguard® 810 EFI with Oil Guard™ (28 hp*/810 cc)	52" iCD

Available accessories:
Mulch kit, LED light kit

► 500 HOUR OIL CHANGE

Vanguard engines with Oil Guard System reduce maintenance time and costs by up to 60%†

► SUSPENSION PLATFORM SYSTEM

The operator platform is suspended by a coil-over shock with five adjustable positions, optimising operator comfort and increasing productivity

Generous fuel capacity

22 Litre fuel tank is centrally located for consistent balance, and the fuel filler neck is conveniently located on the side for easy filling

Hydro-Gear ZT-3800™ transaxles

Dual commercial transaxles with remote oil coolers and 7" cooling fans with a 3-yr limited warranty†

Greaseable spindles for longer usable life

23" turf-friendly rear tyres

Commercial grade performance optimises stability and traction

Ground speeds up to 16 kph

Cover more grass in less time for increased productivity

* Power levels are stated gross horsepower at 3600 rpm per SAE J1940 as rated by Briggs & Stratton.

† Cost savings based on oil maintenance with 100 hour interval versus Oil Guard System 500 hour service interval.

† See operator's manual or ferrismowers.com.au for complete warranty details. Refer to the engine operator's manual for engine warranty details.

COLLECTION

► FEATURES

TURBO-PRO™

The TURBO-Pro System is a lightweight blower assembly ideal for use with compact models in all cutting conditions throughout the entire year.



Generous 6" diameter outlet hose



Durable composite impeller housing with reinforced metal plate for high contact debris areas

Heavy duty oversized drive and idler pulleys combined with long drive belt allow for cool running and maximum belt life



Curved steel blade impeller reduces noise

After initial installation, the **quick attach design** can be mounted or removed with no tools in a few minutes

TURBO-Pro Blower*
Width: 19" (48cm)
Weight: 25.4 kg
Impeller fin: 50mm

TURBO-PRO™ MAX

This go-to system for landscapers acts as a lawn vacuum for a clean finish. It quickly mounts to the deck with tool-less stainless steel hardware.



Extra wide 7" diameter outlet hose

Twice the air flow vs. Turbo-Pro for increased capacity on larger decks cutting at higher speeds



Rugged steel impeller housing designed for extended life

Heavy duty oversized drive and idler pulleys combined with long drive belt allow for cool running and maximum belt life



After initial installation, the **quick attach design** can be mounted or removed with no tools in a few minutes

TURBO-Pro Max Blower*
Width: 21" (53cm)
Weight: 28.1 kg
Impeller fin: 100mm

* Dimensions listed are the dimensions of the blower unit and do not represent what they might actually add to the mower.

SYSTEMS

► COMPATIBILITY

TURBO-PRO SYSTEM

CLEAN SWEEP TWIN
The twin bag system is easy to install and features durable materials for reliable debris cleanup.
Capacity: 226 litres



500S

48" / 52"

2-BAG HARD TOP
The double bag collection system is simple to install. Each heavy duty mesh bag has a rugged polyethylene underside with integrated handle to assist with removal. Capacity: 283 litres



N/A

3-BAG HARD TOP
Innovative molded hard top design allows for increased capacity. Simple to install. Each heavy duty mesh bag has an integrated handle to assist with removal. Capacity: 424 litres



N/A

IS 600

N/A

48"

N/A

IS 700

N/A

52"

N/A

ISX 800

N/A

52"

61"

TURBO-PRO MAX SYSTEM

3-BAG SOFT TOP
Simple to install. Each heavy-duty mesh bag has a rugged polyethylene underside with integrated handle to assist with removal.
Capacity: 354 litres



ISX 3300

60"
TURBO-Pro Max

ELECTRIC DFS
(Dump From Seat) Simply flip the switch on the control panel to release the hopper right from your seat.
Capacity: 354 litres. (Optional add-on for 60" TURBO-Pro Max kits)



ISX 2200

60"
TURBO-Pro Max

60"
TURBO-Pro Max

60"
TURBO-Pro Max

ACCESSORIES &

► FEATURES



**NEW Michelin® X® Tweel®
Turf Airless Radial Tyres***
Fits: ISX 3300




Flat-Free Castor Tyres
Run all day with no flats.
(Standard on select models)



Mulch Kit
Select kits include dedicated mulching blades, baffles, hardware and instruction sheet.
Fits: all models. Standard on Z1 and ISX 3300 Triple deck



Magnetic Deck Pin
Conveniently and quickly adjust the deck's height of cut with this magnetised and durable pin.
Available in 1/2" pins. Standard on select models.



ROPS LED Light Kit
Models are pre-wired for simple installation. (Select models)



Light Kits
Pre-wired kit and new kits with a wire harness for simple installation.
(Select models)



Service Jack
Heavy duty steel bracket and jack allow for easy and convenient access to under the deck. Fits: all zero turn models.



Trailer Hitch Kit
Will accept a 1/2" shank ball and comes complete with hardware.
Fits: all zero turn models.

ATTACHMENTS

► COMPATIBILITY

	S SERIES		IS SERIES		ISX SERIES			DIESEL IS SERIES	
	300S	500S	IS 600	IS 700	ISX 800	ISX 2200	ISX 3300	IS2600	IS 6200
Flat-Free Castor Tyres	N/A	N/A	Available	Available	Available	Available	Standard	Available	Available
Mulch Kit	Available	Available	Available	Available	Available	Available	Available (Standard on 72" Triple Deck)	Available	Available
Magnetic Deck Pin	N/A	N/A	Available	Available	Available	Standard	Standard	Standard	N/A
ROPS LED Light Kit	N/A	N/A	Available	Available	Available	Available	Available	Available	Available
Light Kit	Available	Standard	Available	N/A	N/A	N/A	N/A	N/A	N/A
Service Jack	N/A	Available	Available	Available	Available	Available	Available	Available	Available
Trailer Hitch Kit	Standard	Available	Available	Available	Available	Available	Available	Available	N/A

	SRS SERIES	
	SRS Z1	SRS Z2
Flat-Free Castor Tyres	Standard	Standard
Mulch Kit	Standard	Available
LED Light Kit	Available	Available

SPECIFICATIONS

S SERIES

► Indicates Model Upgrade/Increase

300S				500S	
Part #:	5902149	5902148	5902147	5902182	5902183
Engine Brand	Briggs & Stratton® PXi Series™	Briggs & Stratton® PXi Series™	Briggs & Stratton® PXi Series™	Briggs & Stratton® CXi Series	Briggs & Stratton® CXi Series
Power Rating (hp)	23*	23*	25*	25*	25*
Displacement (cc)	724	724	724	724	724
PTO	Electric			Electric	
Cylinders	2			2	
Starter	Electric			Electric	
Oil Guard™ System	N/A			N/A	
Fuel Tank Capacity (Litres)	11.3			11.3	
MOWER DECK					
Cutting Width (in)	42	48	52	48	52
Cutting Height (in)	1.5 - 4.5 (38-114mm)			1.5 - 4.5 (38-114mm)	
Spindles	Aluminium greaseable			Aluminium greaseable	
Deck Construction	Fabricated 12-gauge	Fabricated 10-gauge		Fabricated 10-gauge	
SUSPENSION & DRIVE TRAIN					
Suspension	Front suspension	Front and rear adjustable dual coil-over shocks		Front and rear adjustable dual coil-over shocks	
Transmission	Hydro-Gear® ZT-2200 transaxles		Dual Hydro-Gear® ZT-2800® transaxles with 7" cooling fans	Dual commercial Hydro-Gear® ZT-3100™ transaxles with 7" cooling fans	
Drive Axles (in)	1			1	
Castor Tyres (in)	11 x 6 - 5			13 x 6.5 - 6	
Drive Tyres (in)	20 x 8 - 8	20 x 10 - 8	20 x 10 - 10	22 x 10 - 10	22 x 11 - 10
SPEED					
Speeds-Fwd (kph)	0 - 11.2		0 - 12.8	0 - 13.7	
Speeds-Rev (kph)	0 - 6.4			0 - 6.4	
DIMENSIONS					
Overall Length (mm)	1829			1994	
Overall Width (mm) Deflector Down / Up	1397 / 1143	1499 / 1245	1651 / 1347	1473 / 1270	1626 / 1372
Dry Weight (kg)	256	285	313	350	390
OPERATOR SYSTEMS					
Seat Package	Mid-back seat with arm rests			Mid-back seat with arm rests	
Instrumentation	Hour meter, fuel level gauge in tank			Hour meter, fuel level gauge in tank	
ROPS	N/A			N/A	
Controls / Safety Group	Seat activated engine kill, clutch safety switch, neutral and parking brake safety circuit, adjustable twin steering controls			Seat activated engine kill, clutch safety switch, neutral and parking brake safety circuit, adjustable twin steering controls	
Parking Brake / Safety Circuit	Hand-operated external transaxle brake		Hand-operated internal transaxle brake	Hand-operated internal transaxle brake	
WARRANTY					
Engine	2-Year limited manufacturer's warranty †			3-Year limited manufacturer's warranty †	
Balance of Machine	Consumer Warranty (Product), 3-Years / Commercial Warranty (Product), 90-Days †			4-Year limited warranty (48 months) or 500 hours, whichever occurs first †	

SPECIFICATIONS

IS SERIES

IS® 600		IS® 700	
Part #:	5902112	5902108	
Engine Brand	Briggs & Stratton® CXi Series	Briggs & Stratton® CXi Series	
Power Rating (hp)	25*	27*	
Displacement (cc)	724	810	
PTO	Electric	Electric	
Cylinders	2	2	
Starter	Electric	Electric	
Oil Guard™ System	N/A	N/A	
Fuel Tank Capacity (litres)	20.8	20.8	
MOWER DECK			
Cutting Width (in)	48	52	
Cutting Height (in)	1.5 - 4.5 (38-114mm)	1.5 - 5 (38-127mm)	
Spindles	Aluminium greaseable	Aluminium greaseable	
Deck Construction	Fabricated 10-gauge	iCD™ Cutting System	
SUSPENSION & DRIVE TRAIN			
Suspension	Adjustable front and rear coil-over shocks with pivoting front axle and a rear swing-arm with large adjustable coil-over shocks	Adjustable front and rear coil-over shocks with pivoting front axle and a rear swing-arm with large adjustable coil-over shocks	
Transmission	Dual commercial Hydro-Gear® ZT-3200™ transaxles with 7" cooling fans	Dual commercial Hydro-Gear® ZT-3200™ transaxles with 7" cooling fans	
Drive Axles (in)	1.125	1.125	
Castor Tyres (in)	13 x 6.5 - 6	13 x 6.5 - 6	
Drive Tyres (in)	22 x 11 - 10	22 x 11 - 10	
SPEED			
Speeds-Fwd (kph)	0 - 16	0 - 16	
Speeds-Rev (kph)	0 - 8	0 - 8	
DIMENSIONS			
Overall Length (mm)	2032	2058	
Overall Width (mm) Deflector Down / Up	1601 / 1296	1651 / 1448	
Dry Weight (kgs)	428	481	
OPERATOR SYSTEMS			
Seat Package	Mid-back seat with arm rests	Mid-back suspension seat with adjustable arm rests	
ROPS	180° foldable	180° foldable	
Instrumentation	Dual-function hour meter, fuel level gauge in tank	Dual-function hour meter, fuel level gauge in tank	
Controls / Safety Group	Seat activated engine kill, clutch safety switch, neutral and parking brake safety circuit, adjustable twin steering controls	Seat activated engine kill, clutch safety switch, neutral and parking brake safety circuit/adjustable twin steering controls	
Parking Brake / Safety Circuit	Hand-operated internal transaxle brake	Hand-operated internal transaxle brake	
WARRANTY			
Engine	3-Year limited manufacturer's warranty †	3-Year limited manufacturer's warranty †	
Balance of Machine	4-Year limited warranty (48 months) or 500 hours, whichever occurs first. Unlimited hours during the first 2 years (24 months). Coil-over shocks and all suspension related components are covered for 5 years (60 months) unlimited hours. Belts, tyres, brake pads, battery, blades: 90 days. Coverage on other components varies, please see operator's manual for complete details †		

* Power levels are stated gross horsepower at 3600 rpm per SAE J1940 as rated by Briggs & Stratton.

† See operator's manual or ferrismowers.com.au for complete warranty details.

Refer to the engine operator's manual for engine warranty details.

SPECIFICATIONS

ISX SERIES

ISX™ 800		ISX™ 2200	
Part #:	5902085	5902038	5902081
Engine Brand	Briggs & Stratton® CXi Series EFI-ETC	Briggs & Stratton® CXi Series EFI-ETC	Vanguard® 810cc EFI with Oil Guard™
Power Rating (hp)	27*	27*	28*
Displacement (cc)	810	810	810
PTO	Electric		Electric
Cylinders	2		2
Starter	Electric		Electric
Oil Guard™ System	N/A		Standard
Fuel Tank Capacity (litre)	20.8		41.6
MOWER DECK			
Cutting Width (in)	52	61	60
Cutting Height (in)	1.5 - 5 (38mm-127mm)		1.5 - 5 (38mm-127mm)
Spindles	Aluminium greaseable		Cast iron greaseable
Deck Construction	iCD™ Cutting System, 2-belt		iCD™+ Cutting System, 2-belt
SUSPENSION & DRIVE TRAIN			
Suspension	ForeFront™ Suspension System - Front independent with four cast iron control rods paired with medium size adjustable coil-over shocks and a rear swing-arm with large adjustable coil-over shocks		ForeFront™ Suspension System - Front independent with four control rods paired with large size adjustable coil-over shocks and a rear swing-arm with large adjustable coil-over shocks
Transmission	Dual commercial Hydro-Gear® ZT-3400® transaxles with 7" cooling fans		Dual commercial Hydro-Gear® ZT-4400™ transaxles with 8.3" cooling fans
Drive Axles (in)	1.125		1.375
Castor Tyres (in)	13 x 6.5 - 6		13 x 6.5 - 6
Drive Tyres (in)	23 x 10.5 - 12		24 x 12 - 12
SPEED			
Speeds-Fwd (kph)	0 - 16		0 - 16
Speeds-Rev (kph)	0 - 8		0 - 8
DIMENSIONS			
Overall Length (mm)	2058		2096
Overall Width (mm) Deflector Down / Up	1657 / 1448	1906 / 1676	1880 / 1651
Dry Weight (kgs)	548	576	638
OPERATOR SYSTEMS			
Seat Package	Premium mid-back suspension seat with adjustable arm rests		Premium high-back Suspension Seat with adjustable arm rest, adjustable lumbar and back recline
ROPS	180° foldable		180° foldable
Instrumentation	Dual-function hour meter, fuel level gauge in tank		Dual-function hour meter, fuel level gauge in each tank
Controls / Safety Group	Seat activated engine kill, clutch safety switch, neutral and parking brake safety circuit/adjustable twin steering controls		Seat activated engine kill, clutch safety switch, neutral and parking brake safety circuit/ adjustable twin steering controls
Parking Brake / Safety Circuit	Hand-operated internal transaxle brake		Hand-operated internal transaxle brake
WARRANTY			
Engine	3-Year limited manufacturer's warranty †		
Balance of Machine	4-Year limited warranty (48 months) or 500 hours, whichever occurs first. Unlimited hours during the first 2 years (24 months). Coil-over shocks and all suspension related components are covered for 5 years (60 months) unlimited hours. Coverage on other components varies, please see operator's manual for complete details.†		

* All power levels are stated gross horsepower at 3600 RPM per SAE J1940 as rated by Briggs & Stratton.

† See operator's manual or dealer for complete warranty details. Refer to engine operator's manual for engine warranty.

SPECIFICATIONS

ISX SERIES

ISX™ 3300		
	5902068	5902118 + 5901932
	Vanguard® BIG BLOCK™ EFI-ETC with Oil Guard™	Vanguard® BIG BLOCK™ EFI-ETC with Oil Guard™
	40*	40*
	993	993
	Electric	
	2	
	Electric	
	Standard	
	41.6	
	60	72
	1.5 - 5 (38mm - 127mm)	
	Hercules™ II Cast iron greaseable	
	iCD™+ Cutting System, 2-belt	iCD™ Cutting System TRIPLE deck
	ForeFront™ Suspension System - Front independent with four control rods paired with large size adjustable coil-over shocks and a rear swing-arm with large adjustable coil-over shocks	
	Dual commercial Hydro-Gear® ZT-5400 Powertrain® transaxles with 9" cooling fans	
	1.375	
	13 x 6.5 - 6, Flat Free	
	26 x 12 - 12	
	0 - 19.3	
	0 - 8	
	2147	
	1880 / 1651	2185 / 1880
	742	742
	Premium high-back Suspension Seat with adjustable arm rest, adjustable lumbar and back recline	
	158° foldable	
	Dual-function hour meter, fuel level gauge in each tank	
	Seat activated engine kill, clutch safety switch, neutral and parking brake safety circuit/adjustable twin steering controls	
	Hand-operated internal transaxle brake	
	3-Year limited manufacturer's warranty †	
	4-Year limited warranty (48 months) or 500 hours, whichever occurs first. Unlimited hours during the first 2 years (24 months). Coil-over shocks and all suspension related components are covered for 5 years (60 months) unlimited hours. Belts, tyres, brake pads, battery, blades: 90 days.	

IS DIESEL SERIES

IS® 2600		IS® 6200
Part #:	5901934	5902163
Engine Brand	Yanmar™ diesel	CAT® Turbo diesel
Power Rating (hp)	24^	48*
Displacement (cc)	904	1700
PTO	Electric	Electric, 450 ft lbs
Cylinders	3	3
Starter	Electric	Electric
Oil Guard™ System	N/A	N/A
Fuel Tank Capacity (litres)	41.6	56.7
MOWER DECK		
Cutting Width (in)	61	72
Cutting Height (in)	1.75 - 5 (45mm - 127mm)	1.5 - 6 (38mm - 153mm)
Spindles	Cast iron greaseable	Hercules™ II Cast iron greaseable
Deck Construction	iCD™ Cutting System	iCD™+ Cutting System, 2-belt
SUSPENSION & DRIVE TRAIN		
Suspension	Independent front control arms with large adjustable coil-over shocks and a rear swing-arm with large adjustable coil-over shocks	Independent front control arms with large adjustable coil-over shocks and a rear swing-arm with large adjustable coil-over shocks
Transmission	Dual commercial Hydro-Gear® ZT-4400™ transaxles with 8.3" cooling fans	Dual 21cc hydro pumps 20.6 cu in wheel motors with external oil cooler
Drive Axles (in)	1.375	1.25 tapered
Castor Tyres (in)	13 x 6.5 - 6	13 x 6.5 - 6
Drive Tyres (in)	24 x 12 - 12	26 x 12 - 12
SPEED		
Speeds-Fwd (kph)	0 - 16	0 - 16
Speeds-Rev (kph)	0 - 9.6	0 - 9.6
DIMENSIONS		
Overall Length (mm)	2191	2278
Overall Width (mm) Deflector Down / Up	1950 / 1613	2182 / 1880
Dry Weight (kgs)	729	1143
OPERATOR SYSTEMS		
Seat Package	Premium high-back with adjustable arm rests	Premium high-back Suspension Seat with adjustable arm rest, adjustable lumbar and back recline
ROPS	180° foldable	105° foldable
Instrumentation	Dual-function hour meter, fuel level gauge in each tank	Digital display
Controls / Safety Group	Seat activated engine kill, clutch safety switch, neutral and parking brake safety circuit/adjustable twin steering controls	
Parking Brake / Safety Circuit	Hand operated internal transaxle brake	Hand-operated external drum type
WARRANTY		
Engine	2-Year limited manufacturer's warranty †	
Balance of Machine	4-Year limited warranty (48 months) or 500 hours, whichever occurs first. Unlimited hours during the first 2 years (24 months). Coil-over shocks and all suspension related components are covered for 5 years (60 months) unlimited hours. Coverage on other components varies, please see operator's manual for complete details.†	

* All power levels are stated gross horsepower at 3600 RPM per SAE J1940 as rated by Briggs & Stratton.

† See operator's manual or dealer for complete warranty details. Refer to engine operator's manual for engine warranty.

^ Power rated by engine manufacturer.

SPECIFICATIONS

SRS SERIES

SRS Z1		SRS Z2	
Part #:	5901943	5902037	
Engine Brand	Kawasaki® FX600V	Vanguard® 810 EFI with Oil Guard™	
Power Rating (hp)	19**	28*	
Displacement (cc)	603	810	
PTO	Electric	Electric	
Cylinders	2	2	
Starter	Electric	Electric	
Oil Guard™ System	N/A	Standard	
Fuel Tank Capacity (litres)	22.7	30.2	
MOWER DECK			
Cutting Width (in)	36	52	
Cutting Height (in)	1.75 - 4.5 (45mm - 114mm)	1.75 - 5 (45mm - 127mm)	
Deck Construction	Fabricated 10-gauge Rear Discharge W/mulch kit	iCD™ Cutting System	
Spindles	Aluminium greaseable	Aluminium greaseable	
SUSPENSION & DRIVE TRAIN			
Suspension	Adjustable coil-over shock; Operator Suspension Platform	Adjustable coil-over shock; Operator Suspension Platform	
Transmission	Hydro-Gear® ZT-3400® transaxles with 7" cooling fans	Dual commercial Hydro-Gear® ZT-3800™ transaxles with 7" cooling fans and oil coolers	
Drive Axles (in)	1.125	1.125	
Drive Tyres (in)	23 x 8.5 -12	23 x 10.5 - 12	
Castor Tyres (in)	11 x 4 - 5, Flat-free	13 x 5 - 6, Flat-free	
SPEED			
Speeds-Fwd (mph)	0 - 12.8	0 - 16	
Speeds-Rev (mph)	0 - 6.4	0 - 8	
DIMENSIONS			
Overall Length (mm)	166	171	
Overall Width (mm) Deflector Down / Up	1070	1270 / 1391	
Dry Weight (kgs)	369	426	
OPERATOR SYSTEMS			
Seat Package	N/A	N/A	
ROPS	N/A	N/A	
Instrumentation	Dual-function hour meter, fuel level gauge		
Safety Group / Controls	Operator presence in platform, parking brake safety circuit for starting engine, automatic PTO restart		
Parking Brake	Hand-operated internal transaxle brake		
WARRANTY			
Engine	3-Year limited manufacturer's warranty †		
Balance of Machine	4-Year limited warranty (48 months) or 500 hours, whichever occurs first. Unlimited hours during the first 2 years (24 months). Coil-over shocks and all suspension related components are covered for 5 years (60 months) unlimited hours. Transaxles are covered for 3 years (36 months). Coverage on other components varies, please see operator's manual for complete details.†		

* Power levels are stated gross horsepower at 3600 rpm per SAE J1940 as rated by Briggs & Stratton.

** All power levels are stated gross horsepower per SAE J2723 as rated by Kawasaki.

† See operator's manual or ferrismowers.com.au for complete warranty details. Refer to the engine operator's manual for engine warranty details.

NOTES

NOTES

NOTES



FERRISMOWERS.COM.AU

 **@FERRISMOWERSAUNZ**

 **@FERRISMOWERSAUNZ**

 **MOWWITHFERRIS**

Briggs & Stratton: All power levels are stated gross horsepower at 3600 rpm per SAE J1940.

Kawasaki: Only Kawasaki Critical Power engines listed in this brochure have been tested in accordance with SAE J1995, verified by TÜV Rheinland Group, horsepower-rated in accordance with SAE J2723, and certified by SAE International. Torque ratings of these engines were not certified by SAE. Actual power and torque output will vary depending on numerous factors, including, but not limited to, the operating speed of the engine in application, environmental conditions, maintenance, and other variables.

Yanmar: Power rated by engine manufacturer.

CAT: Power is rated for 48 gross horsepower at 2800 rpm as rated by CAT.

Hydro-Gear® is a registered trademark of Hydro-Gear Limited Partnership.

Kawasaki® is a registered trademark of Kawasaki Motors Corporation.

Yanmar™ is a trademark of Yanmar.

CAT® is a registered trademark of Caterpillar Inc.

Briggs & Stratton has a policy of continuous product improvement and reserves the right to modify its specifications at any time and without prior notice. Products may vary from images shown.

BRIGGS & STRATTON AUSTRALIA PTY LTD

3 Imperata Close
Kemps Creek NSW 2178
1800 356 632

Copyright ©2024. All rights reserved.